




ALL JAPAN EV-GP SERIES ROUND.1  
 「全日本 もてぎ EV 55Kmレース大会」  
 決勝 個別ラップ表



2024 / 3 / 10 :



Weather :Fine



Road Course(4,801m)

Track :Dry



No	0	Best Time	2'23.140	120.746 km/h
Name	荒川 美恵子	Total Time	19'51.790	8 Laps
Team	TAISAN BIR MIE 3	Average Lap Time	2'27.681	
Type		Today's Rank	5 / 5	
		Today's Top Time	2'10.769	132.169 km/h



Lap	Passing Time	Lap Time	Sec1	Sec2	Sec3	Sec4	km/h
1.	15:07'39.018	2'38.018 (8)	50.513	39.699	35.948	31.858	176.183
2.	15:10'08.214	2'29.196 (5)	38.631	40.834	37.421	32.310	181.818
3.	15:12'38.011	2'29.797 (6)	38.313	41.589	37.672	32.223	173.633
4.	15:15'01.151	<b>B 2'23.140</b> (1)	36.409	39.330	36.222	31.179	180.000
5.	15:17'25.804	2'24.653 (2)	36.071	39.929	36.670	31.983	178.808
6.	15:19'50.742	2'24.938 (3)	37.651	39.351	36.820	31.116	181.208
7.	15:22'17.389	2'26.647 (4)	36.130	40.526	37.451	32.540	180.000
8.	15:24'52.790	2'35.401 (7)	38.735	40.296	38.418	37.952	165.899






# ALL JAPAN EV-GP SERIES ROUND.1

## 「全日本 もてぎ EV 55Kmレース大会」

### 決勝 個別ラップ表



Road Course(4,801m)

2024 / 3 / 10 :

Weather :Fine

Track :Dry



No	1	Best Time	2'12.937	130.013 km/h
Name	久保 凛太郎	Total Time	25'24.871	11 Laps
Team	TAISAN BIR TESLA 3	Average Lap Time	2'18.380	
Type		Today's Rank	3 / 5	
		Today's Top Time	2'10.769	132.169 km/h


Lap	Passing Time	Lap Time	Sec1	Sec2	Sec3	Sec4	km/h
1.	15:07'22.070	2'21.070 (9)	39.802	36.202	34.809	30.257	171.429
2.	15:09'36.867	2'14.797 (3)	34.152	36.582	34.317	29.746	180.301
3.	15:11'49.804	<b>B 2'12.937</b> (1)	33.707	35.708	34.432	29.090	192.513
4.	15:14'04.539	2'14.735 (2)	33.979	36.247	34.520	29.989	186.528
5.	15:16'22.302	2'17.763 (4)	34.493	36.840	35.374	31.056	176.759
6.	15:18'42.195	2'19.893 (6)	35.359	37.770	36.482	30.282	171.429
7.	15:21'01.942	2'19.747 (5)	35.002	37.743	36.586	30.416	175.325
8.	15:23'23.159	2'21.217 (10)	35.587	37.411	37.075	31.144	156.749
9.	15:25'43.626	2'20.467 (7)	36.050	38.233	36.085	30.099	173.355
10.	15:28'04.138	2'20.512 (8)	35.482	37.990	36.527	30.513	168.487
11.	15:30'25.871	2'21.733 (11)	35.762	38.401	36.943	30.627	164.384



# ALL JAPAN EV-GP SERIES ROUND.1

## 「全日本 もてぎ EV 55Kmレース大会」

### 決勝 個別ラップ表



Road Course(4,801m)

2024 / 3 / 10 :

Weather :Fine

Track :Dry




No	2	Best Time	2'13.486	129.479 km/h
Name	余郷 敦	Total Time	25'24.741	11 Laps
Team	タイサン BOSCH TESLA3	Average Lap Time	2'18.316	
Type		Today's Rank	4 / 5	
		Today's Top Time	2'10.769	132.169 km/h

Lap	Passing Time	Lap Time	Sec1	Sec2	Sec3	Sec4	km/h
1.	15:07'22.574	2'21.574 (10)	40.708	36.050	34.762	30.054	179.402
2.	15:09'37.396	2'14.822 (2)	34.931	36.037	34.653	29.201	175.041
3.	15:11'52.717	2'15.321 (3)	34.681	36.270	34.651	29.719	189.142
4.	15:14'06.203	<b>B 2'13.486</b> (1)	34.061	35.887	34.519	29.019	182.432
5.	15:16'24.605	2'18.402 (4)	34.835	36.871	36.432	30.264	175.610
6.	15:18'43.138	2'18.533 (5)	35.105	37.384	35.986	30.058	179.104
7.	15:21'02.473	2'19.335 (6)	35.190	37.447	36.271	30.427	170.886
8.	15:23'22.105	2'19.632 (7)	35.651	37.319	36.273	30.389	174.757
9.	15:25'43.249	2'21.144 (9)	36.061	38.033	36.557	30.493	168.224
10.	15:28'03.770	2'20.521 (8)	35.712	37.506	36.788	30.515	173.077
11.	15:30'25.741	2'21.971 (11)	35.837	38.189	37.157	30.788	167.963



ALL JAPAN EV-GP SERIES ROUND.1  
 「全日本 もてぎ EV 55Kmレース大会」  
 決勝 個別ラップ表



Road Course(4,801m)

2024 / 3 / 10 :

Weather :Fine

Track :Dry




No	23	Best Time	2'10.769	132.169 km/h
Name	KIMI	Total Time	24'58.346	11 Laps
Team	GULF RACING Plaid	Average Lap Time	2'16.510	
Type		Today's Rank	1 / 5	
		Today's Top Time	2'10.769	132.169 km/h

Lap	Passing Time	Lap Time	Sec1	Sec2	Sec3	Sec4	km/h
1.	15:07'14.238	2'13.238 (4)	37.943	34.791	31.831	28.673	200.371
2.	15:09'27.995	2'13.757 (6)	33.416	36.077	33.937	30.327	177.924
3.	15:11'44.636	2'16.641 (8)	35.465	36.965	34.136	30.075	196.007
4.	15:13'57.952	2'13.316 (5)	33.922	35.595	34.283	29.516	202.247
5.	15:16'13.712	2'15.760 (7)	35.070	36.286	33.965	30.439	184.300
6.	15:18'25.836	2'12.124 (3)	34.504	35.749	32.731	29.140	189.142
7.	15:20'37.616	2'11.780 (2)	34.756	35.194	33.113	28.717	208.897
8.	15:22'48.385	<b>B 2'10.769</b> (1)	33.572	35.311	33.016	28.870	193.896
9.	15:25'08.141	2'19.756 (9)	35.322	37.229	35.613	31.592	180.301
10.	15:27'33.929	2'25.788 (11)	37.210	39.304	36.674	32.600	165.644
11.	15:29'59.346	2'25.417 (10)	37.472	38.386	37.118	32.441	169.279



ALL JAPAN EV-GP SERIES ROUND.1  
 「全日本 もてぎ EV 55Kmレース大会」  
 決勝 個別ラップ表



Road Course(4,801m)

2024 / 3 / 10 :

Weather :Fine

Track :Dry



No	100	Best Time	2'10.825	132.112 km/h
Name	密山 祥吾	Total Time	25'13.126	11 Laps
Team	TAISAN BIR TESLA S	Average Lap Time	2'17.318	
Type		Today's Rank	2 / 5	
		Today's Top Time	2'10.769	132.169 km/h




Lap	Passing Time	Lap Time	Sec1	Sec2	Sec3	Sec4	km/h
1.	15:07'20.938	2'19.938 (8)	39.280	35.894	34.281	30.483	185.249
2.	15:09'36.244	2'15.306 (4)	34.773	37.259	33.771	29.503	198.529
3.	15:11'51.679	2'15.435 (5)	35.252	36.840	33.306	30.037	190.476
4.	15:14'04.939	2'13.260 (3)	34.220	36.374	32.706	29.960	185.886
5.	15:16'20.518	2'15.579 (6)	35.161	37.087	33.168	30.163	209.302
6.	15:18'33.491	2'12.973 (2)	34.394	37.148	32.457	28.974	215.139
7.	15:20'44.316	<b>B 2'10.825</b> (1)	33.965	36.384	31.894	28.582	220.859
8.	15:23'00.667	2'16.351 (7)	33.965	37.491	33.752	31.143	200.743
9.	15:25'24.423	2'23.756 (9)	36.551	38.680	36.498	32.027	190.476
10.	15:27'49.035	2'24.612 (10)	36.745	39.333	36.454	32.080	188.811
11.	15:30'14.126	2'25.091 (11)	36.751	39.384	36.684	32.272	189.142

東洋電産





ALL JAPAN EV-GP SERIES ROUND.1  
 「全日本 もてぎ EV 55Kmレース大会」  
 決勝 個別ラップ表



Road Course(4,801m)

2024 / 3 / 10 :

Weather :Fine

Track :Dry



No	55	Best Time	2'28.869	116.099 km/h
Name	モト' スミオ	Total Time	25'44.711	10 Laps
Team	モト'カー モデル3 SR+	Average Lap Time	2'33.689	
Type		Today's Rank	1 / 2	
		Today's Top Time	2'28.869	116.099 km/h


Lap	Passing Time	Lap Time	Sec1	Sec2	Sec3	Sec4	km/h
1.	15:07'42.504	2'41.504 (10)	46.057	42.008	39.342	34.097	136.882
2.	15:10'13.879	2'31.375 (3)	38.373	40.915	38.361	33.726	153.191
3.	15:12'48.772	2'34.893 (5)	38.631	42.840	39.472	33.950	153.846
4.	15:15'24.097	2'35.325 (7)	39.596	41.692	39.632	34.405	146.939
5.	15:17'57.711	2'33.614 (4)	39.068	40.984	39.116	34.446	148.556
6.	15:20'33.255	2'35.544 (8)	39.564	41.503	39.685	34.792	147.340
7.	15:23'11.646	2'38.391 (9)	40.470	45.595	38.510	33.816	157.434
8.	15:25'46.885	2'35.239 (6)	38.640	41.800	40.473	34.326	130.751
9.	15:28'15.754	<b>B 2'28.869</b> (1)	38.307	39.923	37.786	32.853	171.157
10.	15:30'45.711	2'29.957 (2)	37.961	39.954	38.242	33.800	163.636

東洋電産





ALL JAPAN EV-GP SERIES ROUND.1  
 「全日本 もてぎ EV 55Kmレース大会」  
 決勝 個別ラップ表



2024 / 3 / 10 :



Weather :Fine  
Track :Dry

Road Course(4,801m)



No	88	Best Time	2'44.937	104.789 km/h
Name	レーサー-鹿島	Total Time	2'44.937	1 Laps
Team	東洋電産・リー7e+	Average Lap Time		
Type		Today's Rank	2 / 2	
		Today's Top Time	2'28.869	116.099 km/h



Lap	Passing Time	Lap Time	Sec1	Sec2	Sec3	Sec4	km/h
1.	15:07'45.937	B 2'44.937 (1)	48.166	42.496	39.983	34.292	149.171

東洋電産






# ALL JAPAN EV-GP SERIES ROUND.1

## 「全日本 もてぎ EV 55Kmレース大会」

### 決勝 個別ラップ表



Road Course(4,801m)

2024 / 3 / 10 :

Weather :Fine

Track :Dry




No	6	Best Time	2'48.184	102.766 km/h
Name	大野 博美	Total Time	25'43.117	9 Laps
Team	千葉県自動車大学校AURAE-POWER	Average Lap Time	2'50.427	
Type		Today's Rank	3 / 3	
		Today's Top Time	2'46.318	103.919 km/h

Lap	Passing Time	Lap Time	Sec1	Sec2	Sec3	Sec4	km/h
1.	15:08'00.694	2'59.694 (9)	51.436	46.427	44.678	37.153	140.078
2.	15:10'50.243	2'49.549 (3)	42.904	45.773	44.769	36.103	139.896
3.	15:13'38.427	<b>B 2'48.184</b> (1)	42.368	45.129	43.987	36.700	139.896
4.	15:16'28.608	2'50.181 (4)	42.309	45.169	44.178	38.525	141.547
5.	15:19'17.504	2'48.896 (2)	43.034	45.344	44.166	36.352	139.715
6.	15:22'07.873	2'50.369 (5)	42.525	45.381	44.299	38.164	139.175
7.	15:25'01.876	2'54.003 (8)	44.472	48.119	44.800	36.612	140.078
8.	15:27'53.689	2'51.813 (7)	43.550	45.893	44.175	38.195	138.639
9.	15:30'44.117	2'50.428 (6)	42.541	46.792	44.197	36.898	140.625





ALL JAPAN EV-GP SERIES ROUND.1  
 「全日本 もてぎ EV 55Kmレース大会」  
 決勝 個別ラップ表



2024 / 3 / 10 :



Weather :Fine

Road Course(4,801m)

Track :Dry



No	26	Best Time	2'47.211	103.364 km/h
Name	市川 雅之	Total Time	25'21.276	9 Laps
Team	MKproject NOTE-R	Average Lap Time	2'48.090	
Type		Today's Rank	2 / 3	
		Today's Top Time	2'46.318	103.919 km/h



Lap	Passing Time	Lap Time	Sec1	Sec2	Sec3	Sec4	km/h
1.	15:07'57.555	2'56.555 (9)	51.645	43.774	44.336	36.800	136.020
2.	15:10'46.934	2'49.379 (8)	43.057	45.338	44.299	36.685	137.580
3.	15:13'35.147	2'48.213 (6)	42.436	45.583	44.072	36.122	137.755
4.	15:16'22.502	2'47.355 (2)	42.201	44.937	43.620	36.597	138.462
5.	15:19'10.511	2'48.009 (4)	43.168	45.288	43.644	35.909	138.996
6.	15:21'57.722	<b>B 2'47.211</b> (1)	42.099	45.220	43.737	36.155	139.175
7.	15:24'45.426	2'47.704 (3)	42.341	45.037	44.297	36.029	138.284
8.	15:27'33.550	2'48.124 (5)	42.481	45.495	44.031	36.117	138.462
9.	15:30'22.276	2'48.726 (7)	42.651	45.563	44.355	36.157	141.361

東洋電産






# ALL JAPAN EV-GP SERIES ROUND.1

## 「全日本 もてぎ EV 55Kmレース大会」

### 決勝 個別ラップ表



Road Course(4,801m)

2024 / 3 / 10 :

Weather :Fine

Track :Dry



No	555	Best Time	2'46.318	103.919 km/h
Name	廣瀬 多喜雄	Total Time	25'30.606	9 Laps
Team	e-Power オーラ NISMO	Average Lap Time	2'49.298	
Type		Today's Rank	1 / 3	
		Today's Top Time	2'46.318	103.919 km/h

Lap	Passing Time	Lap Time	Sec1	Sec2	Sec3	Sec4	km/h
1.	15:07'57.222	2'56.222 (9)	49.974	44.371	44.541	37.336	138.996
2.	15:10'47.702	2'50.480 (5)	44.101	45.813	43.582	36.984	141.919
3.	15:13'36.797	2'49.095 (4)	42.860	45.443	43.744	37.048	141.361
4.	15:16'28.414	2'51.617 (7)	42.022	45.024	43.567	41.004	140.625
5.	15:19'15.299	2'46.885 (3)	42.079	45.092	43.490	36.224	138.462
6.	15:22'01.916	2'46.617 (2)	42.174	44.742	43.461	36.240	140.625
7.	15:24'54.721	2'52.805 (8)	41.564	44.548	45.715	40.978	129.032
8.	15:27'45.288	2'50.567 (6)	45.288	45.671	43.450	36.158	139.355
9.	15:30'31.606	<b>B 2'46.318</b> (1)	42.292	44.920	43.270	35.836	140.992