



MFJ承認競技会
FUN&RUN! 2-Wheels



2024 FUN&RUN 2-Wheels (鈴鹿サーキット東コース)

ROAD STAR I / ROAD STAR EXPERT I タイムアタック

2024 / 3 / 16 :

 SUZUKA CIRCUIT
East Course(2,243m)

個別ラップ表

Weather :Fine
Track :Dry

No	17	Best Time	1'03.657	126.849 km/h
Name	滝 幸憲	Total Time	9'24.200	8 Laps
Team	ライダーハウス宮島	Average Lap Time	1'07.146	
Type	SUZUKI/GSX-S1000GT	Today's Rank	3 / 4	
		Today's Top Time	56.462	143.013 km/h

Lap	Passing Time	Lap Time	Sec1	Sec2	Sec3	km/h
				19.952		
1.	1'34.172			19.170		
2.	2'38.749	1'04.577 (4)	45.407	19.014		
3.	3'42.606	1'03.857 (3)	44.843	19.030		
4.	4'46.433	1'03.827 (2)	44.797	19.055		
5.	5'50.090	B 1'03.657 (1)	44.602	19.571		
6.	6'54.895	1'04.805 (5)	45.234	19.321		
7.	8'00.259	1'05.364 (6)	46.043	36.338		
8.	9'24.200 Pit	1'23.941 (7)	47.603			



MFJ承認競技会
FUN&RUN! 2-Wheels



2024 FUN&RUN 2-Wheels (鈴鹿サーキット東コース)

ROAD STAR I /ROAD STAR EXPERT I タイムアタック

2024 / 3 / 16 :

 SUZUKA CIRCUIT
East Course(2,243m)

個別ラップ表

Weather :Fine
Track :Dry

No	71	Best Time	56.793	142.179 km/h
Name	呉島 伸光	Total Time	15'40.481	16 Laps
Team		Average Lap Time	58.152	
Type	Kawasaki/ZX-10R	Today's Rank	2 / 4	
		Today's Top Time	56.462	143.013 km/h

Lap	Passing Time	Lap Time	Sec1	Sec2	Sec3	km/h
				18.288		
1.	1'08.200					
2.	2'05.872	57.672 (9)	40.126	17.546		
3.	3'04.757	58.885 (12)	40.702	18.183		
4.	4'01.588	56.831 (2)	39.566	17.265		
5.	4'59.347	57.759 (10)	39.725	18.034		
6.	5'57.664	58.317 (11)	40.265	18.052		
7.	6'54.521	56.857 (3)	39.340	17.517		
8.	7'51.755	57.234 (7)	39.671	17.563		
9.	8'48.548	B 56.793 (1)	39.532	17.261		
10.	9'49.966	1'01.418 (14)	43.221	18.197		
11.	10'49.121	59.155 (13)	40.616	18.539		
12.	11'46.323	57.202 (6)	39.675	17.527		
13.	12'43.302	56.979 (4)	39.564	17.415		
14.	13'45.776	1'02.474 (15)	43.962	18.512		
15.	14'42.910	57.134 (5)	39.867	17.267		
16.	15'40.481	57.571 (8)	39.928	17.643		




MFJ承認競技会
FUN&RUN! 2-Wheels



2024 FUN&RUN 2-Wheels (鈴鹿サーキット東コース)

ROAD STAR I / ROAD STAR EXPERT I タイムアタック

2024 / 3 / 16 :

 SUZUKA CIRCUIT
East Course(2,243m)

個別ラップ表

Weather :Fine
Track :Dry

No	88	Best Time	1'06.058	122.238 km/h
Name	吉田 光宏	Total Time	15'43.168	14 Laps
Team	BRT	Average Lap Time	1'07.053	
Type	Kawasaki/Z900RS	Today's Rank	4 / 4	
		Today's Top Time	56.462	143.013 km/h

Lap	Passing Time	Lap Time	Sec1	Sec2	Sec3	km/h
				19.620		
1.	1'11.472					
2.	2'18.444	1'06.972 (9)	47.549	19.423		
3.	3'25.160	1'06.716 (5)	46.728	19.988		
4.	4'31.842	1'06.682 (3)	46.886	19.796		
5.	5'37.900	B 1'06.058 (1)	46.607	19.451		
6.	6'44.484	1'06.584 (2)	47.171	19.413		
7.	7'51.170	1'06.686 (4)	47.051	19.635		
8.	8'58.321	1'07.151 (10)	47.189	19.962		
9.	10'05.534	1'07.213 (11)	47.507	19.706		
10.	11'15.128	1'09.594 (13)	49.754	19.840		
11.	12'22.549	1'07.421 (12)	47.076	20.345		
12.	13'29.431	1'06.882 (7)	46.944	19.938		
13.	14'36.274	1'06.843 (6)	47.126	19.717		
14.	15'43.168	1'06.894 (8)	46.745	20.149		




MFJ承認競技会
FUN&RUN! 2-Wheels



2024 FUN&RUN 2-Wheels (鈴鹿サーキット東コース)

ROAD STAR I / ROAD STAR EXPERT I タイムアタック

2024 / 3 / 16 :

 SUZUKA CIRCUIT
East Course(2,243m)

個別ラップ表

Weather :Fine
Track :Dry

No	93	Best Time	56.462	143.013 km/h
Name	道中 辰彦	Total Time	8'28.207	8 Laps
Team	WDM Racing	Average Lap Time	1'02.029	
Type	YAMAHA/YZF-R1	Today's Rank	1 / 4	
		Today's Top Time	56.462	143.013 km/h

Lap	Passing Time	Lap Time	Sec1	Sec2	Sec3	km/h
				18.971		
1.	1'14.002			19.619		
2.	2'17.402	1'03.400 (6)	43.781	17.282		
3.	3'15.459	58.057 (4)	40.775	17.006		
4.	4'11.921	B 56.462 (1)	39.456	17.072		
5.	5'08.492	56.571 (2)	39.499	17.641		
6.	6'08.782	1'00.290 (5)	42.649	17.156		
7.	7'06.112	57.330 (3)	40.174	37.999		
8.	8'28.207 Pit	1'22.095 (7)	44.096			



MFJ承認競技会
FUN&RUN! 2-Wheels



2024 FUN&RUN 2-Wheels (鈴鹿サーキット東コース)

ROAD STAR I / ROAD STAR EXPERT I タイムアタック

2024 / 3 / 16 :

 SUZUKA CIRCUIT
East Course(2,243m)

個別ラップ表

Weather :Fine
Track :Dry

No	1	Best Time	55.723	144.910 km/h
Name	内田 洋一	Total Time	5'18.328	5 Laps
Team	KDCサービスFRP・Teamマツナガ	Average Lap Time	1'03.868	
Type	DUCATI/1098R	Today's Rank	1 / 9	
		Today's Top Time	55.723	144.910 km/h

Lap	Passing Time	Lap Time	Sec1	Sec2	Sec3	km/h
				17.805		
1.	1'02.855					
2.	1'59.304	56.449 (2)	39.465	16.984		
3.	2'55.027	B 55.723 (1)	38.898	16.825		
4.	3'53.101	58.074 (3)	39.433	18.641		
5.	5'18.328 Pit	1'25.227 (4)	50.849	34.378		




MFJ承認競技会
FUN&RUN! 2-Wheels



2024 FUN&RUN 2-Wheels (鈴鹿サーキット東コース)

ROAD STAR I /ROAD STAR EXPERT I タイムアタック 2024 / 3 / 16 :

 SUZUKA CIRCUIT
East Course(2,243m)

個別ラップ表

Weather :Fine
Track :Dry

No	6	Best Time	58.036	139.134 km/h
Name	水永 英昭	Total Time	15'29.935	15 Laps
Team	Team de"LIGHT	Average Lap Time	59.810	
Type	DUCATI/STREETFIGHTER V4S	Today's Rank	5 / 9	
		Today's Top Time	55.723	144.910 km/h

Lap	Passing Time	Lap Time	Sec1	Sec2	Sec3	km/h
				19.164		
1.	1'32.591					
2.	2'32.287	59.696 (8)	41.809	17.887		
3.	3'33.036	1'00.749 (12)	42.338	18.411		
4.	4'33.694	1'00.658 (11)	41.624	19.034		
5.	5'38.035	1'04.341 (14)	45.153	19.188		
6.	6'37.096	59.061 (7)	41.194	17.867		
7.	7'35.526	58.430 (2)	40.753	17.677		
8.	8'34.223	58.697 (6)	40.998	17.699		
9.	9'32.829	58.606 (4)	40.824	17.782		
10.	10'31.465	58.636 (5)	40.888	17.748		
11.	11'29.501	B 58.036 (1)	40.303	17.733		
12.	12'28.098	58.597 (3)	41.021	17.576		
13.	13'28.098	1'01.459 (13)	42.010	19.449		
14.	14'29.557	1'00.620 (10)	42.802	17.818		
15.	15'30.177	59.758 (9)	41.813	17.945		
15.	15'29.935					




MFJ承認競技会
FUN&RUN! 2-Wheels



2024 FUN&RUN 2-Wheels (鈴鹿サーキット東コース)

ROAD STAR I /ROAD STAR EXPERT I タイムアタック

2024 / 3 / 16 :

 SUZUKA CIRCUIT
East Course(2,243m)

個別ラップ表

Weather :Fine
Track :Dry

No	31	Best Time	1'04.194	125.787 km/h
Name	大谷 匠	Total Time	15'32.300	14 Laps
Team	R.T POWERBAND広島	Average Lap Time	1'06.272	
Type	Kawasaki/ZX-12R	Today's Rank	9 / 9	
		Today's Top Time	55.723	144.910 km/h

Lap	Passing Time	Lap Time	Sec1	Sec2	Sec3	km/h
				19.978		
1.	1'10.762			19.918		
2.	2'17.585	1'06.823 (9)	46.905	19.789		
3.	3'24.567	1'06.982 (10)	47.193	19.424		
4.	4'32.805	1'08.238 (13)	48.814	19.602		
5.	5'39.004	1'06.199 (7)	46.597	19.473		
6.	6'44.867	1'05.863 (5)	46.390	19.474		
7.	7'51.894	1'07.027 (11)	47.553	19.655		
8.	8'58.550	1'06.656 (8)	47.001	19.276		
9.	10'02.744	B 1'04.194 (1)	44.918	19.189		
10.	11'07.721	1'04.977 (2)	45.788	19.308		
11.	12'15.331	1'07.610 (12)	48.302	19.257		
12.	13'20.991	1'05.660 (4)	46.403	19.069		
13.	14'26.282	1'05.291 (3)	46.222	19.547		
14.	15'32.300	1'06.018 (6)	46.471			




MFJ承認競技会
FUN&RUN! 2-Wheels



2024 FUN&RUN 2-Wheels (鈴鹿サーキット東コース)

ROAD STAR I /ROAD STAR EXPERT I タイムアタック

2024 / 3 / 16 :

 SUZUKA CIRCUIT
East Course(2,243m)

個別ラップ表

Weather :Fine
Track :Dry

No	34	Best Time	1'01.923	130.401 km/h
Name	河原林 猛	Total Time	15'19.714	13 Laps
Team	チームKARBAR MOTOマテリアル	Average Lap Time	1'02.606	
Type	Kawasaki/Z1000	Today's Rank	7 / 9	
		Today's Top Time	55.723	144.910 km/h

Lap	Passing Time	Lap Time	Sec1	Sec2	Sec3	km/h
				20.913		
1.	2'48.441					
2.	3'52.590	1'04.149 (12)	45.140	19.009		
3.	4'54.730	1'02.140 (3)	43.342	18.798		
4.	5'54.730	1'02.846 (10)	44.005	18.841		
5.	5'57.576	1'02.270 (4)	43.281	18.989		
6.	6'59.846	1'02.381 (5)	43.705	18.676		
7.	8'02.227	1'03.087 (11)	44.121	18.966		
8.	9'05.314	1'02.718 (9)	43.830	18.888		
9.	10'08.032	1'02.621 (7)	44.057	18.564		
10.	11'10.653	1'02.457 (6)	43.532	18.925		
11.	12'13.110	B 1'01.923 (1)	43.244	18.679		
12.	13'15.033	1'02.696 (8)	43.672	19.024		
13.	14'17.729	1'01.985 (2)	43.293	18.692		
13.	15'19.714					



MFJ承認競技会
FUN&RUN! 2-Wheels



2024 FUN&RUN 2-Wheels (鈴鹿サーキット東コース)

ROAD STAR I /ROAD STAR EXPERT I タイムアタック

2024 / 3 / 16 :

 SUZUKA CIRCUIT
East Course(2,243m)

個別ラップ表

Weather :Fine
Track :Dry

No	46	Best Time	56.467	143.000 km/h
Name	須藤 清昌	Total Time	15'12.502	15 Laps
Team	YZF-R1M.jp	Average Lap Time	1'00.526	
Type	YAMAHA/YZF-R1M	Today's Rank	3 / 9	
		Today's Top Time	55.723	144.910 km/h

Lap	Passing Time	Lap Time	Sec1	Sec2	Sec3	km/h
				17.731		
1.	1'05.126			17.366		
2.	2'03.619	58.493 (11)	41.127	17.252		
3.	3'00.457	56.838 (3)	39.586	17.083		
4.	3'57.099	56.642 (2)	39.559	17.522		
5.	4'55.114	58.015 (8)	40.493	16.969		
6.	5'51.581	B 56.467 (1)	39.498	17.351		
7.	6'49.891	58.310 (10)	40.959	28.098		
8.	8'00.749	Pit	42.760	17.402		
9.	9'25.313	1'24.564 (14)	1'07.162	17.487		
10.	10'24.309	58.996 (12)	41.509	17.135		
11.	11'21.298	56.989 (4)	39.854	17.397		
12.	12'18.776	57.478 (5)	40.081	17.358		
13.	13'16.847	58.071 (9)	40.713	17.677		
14.	14'14.751	57.904 (7)	40.227	17.057		
15.	15'12.502	57.751 (6)	40.694			




MFJ承認競技会
FUN&RUN! 2-Wheels



2024 FUN&RUN 2-Wheels (鈴鹿サーキット東コース)

ROAD STAR I / ROAD STAR EXPERT I タイムアタック

2024 / 3 / 16 :

 **SUZUKA CIRCUIT**
East Course(2,243m)

個別ラップ表

Weather :Fine
Track :Dry

No	60	Best Time	57.711	139.918 km/h
Name	宮脇 重光	Total Time	15'34.342	15 Laps
Team	TEC-TECレーシング	Average Lap Time	1'02.096	
Type	SUZUKI/GSX-R1000	Today's Rank	4 / 9	
		Today's Top Time	55.723	144.910 km/h

Lap	Passing Time	Lap Time	Sec1	Sec2	Sec3	km/h
				18.216		
1.	1'04.987			17.817		
2.	2'03.608	58.621 (8)	40.804	17.860		
3.	3'01.981	58.373 (7)	40.513	17.767		
4.	4'00.228	58.247 (5)	40.480	18.109		
5.	4'58.906	58.678 (9)	40.569	18.162		
6.	5'57.593	58.687 (10)	40.525	18.153		
7.	6'56.633	59.040 (11)	40.887	17.965		
8.	7'56.619	59.986 (12)	42.021	17.965		
9.	9'16.548 Pit	1'19.929 (13)	45.264	34.665		
10.	10'44.596	1'28.048 (14)	1'09.049	18.999		
11.	11'42.892	58.296 (6)	40.531	17.765		
12.	12'40.733	57.841 (2)	40.139	17.702		
13.	13'38.444	B 57.711 (1)	40.009	17.702		
14.	14'36.439	57.995 (4)	40.157	17.838		
15.	15'34.342	57.903 (3)	40.304	17.599		




MFJ承認競技会
FUN&RUN! 2-Wheels



2024 FUN&RUN 2-Wheels (鈴鹿サーキット東コース)

ROAD STAR I /ROAD STAR EXPERT I タイムアタック

2024 / 3 / 16 :

 **SUZUKA CIRCUIT**
East Course(2,243m)

個別ラップ表

Weather :Fine
Track :Dry

No	70	Best Time	1'01.439	131.428 km/h
Name	平良 和彦	Total Time	15'59.993	15 Laps
Team	R・T・ENTRANCE	Average Lap Time	1'03.083	
Type	Kawasaki/GPZ750R改	Today's Rank	6 / 9	
		Today's Top Time	55.723	144.910 km/h

Lap	Passing Time	Lap Time	Sec1	Sec2	Sec3	km/h
				19.822		
1.	1'16.828					
2.	2'21.515	1'04.687 (13)	45.592	19.095		
3.	3'25.901	1'04.386 (12)	45.258	19.128		
4.	4'32.007	1'06.106 (14)	46.739	19.367		
5.	5'35.574	1'03.567 (11)	44.876	18.691		
6.	6'38.336	1'02.762 (8)	44.290	18.472		
7.	7'41.404	1'03.068 (10)	44.497	18.571		
8.	8'44.258	1'02.854 (9)	44.283	18.571		
9.	9'46.621	1'02.363 (4)	43.912	18.451		
10.	10'49.002	1'02.381 (5)	43.548	18.833		
11.	11'51.695	1'02.693 (7)	44.016	18.677		
12.	12'53.995	1'02.300 (3)	43.855	18.445		
13.	13'56.402	1'02.407 (6)	43.727	18.680		
14.	14'58.554	1'02.152 (2)	43.705	18.447		
15.	15'59.993	B 1'01.439 (1)	43.057	18.382		



MFJ承認競技会
FUN&RUN! 2-Wheels



2024 FUN&RUN 2-Wheels (鈴鹿サーキット東コース)

ROAD STAR I / ROAD STAR EXPERT I タイムアタック

2024 / 3 / 16 :

 SUZUKA CIRCUIT
East Course(2,243m)

個別ラップ表

Weather :Fine
Track :Dry

No	72	Best Time	1'02.624	128.941 km/h
Name	中里 智恒	Total Time	14'26.712	13 Laps
Team	R・T・エントランス	Average Lap Time	1'06.062	
Type	Honda/CB1000SF	Today's Rank	8 / 9	
		Today's Top Time	55.723	144.910 km/h

Lap	Passing Time	Lap Time	Sec1	Sec2	Sec3	km/h
				19.362		
1.	1'13.959					
2.	2'18.548	1'04.589 (6)	45.723	18.866		
3.	3'25.219	1'06.671 (10)	46.871	19.800		
4.	4'31.697	1'06.478 (9)	47.044	19.434		
5.	5'37.983	1'06.286 (8)	46.971	19.315		
6.	6'41.380	1'03.397 (5)	44.699	18.698		
7.	7'44.324	1'02.944 (3)	44.468	18.476		
8.	8'47.221	1'02.897 (2)	44.434	18.463		
9.	9'49.845	B 1'02.624 (1)	44.002	18.622		
10.	10'53.227	1'03.382 (4)	44.819	18.563		
11.	12'00.476	1'07.249 (11)	47.720	19.529		
12.	13'05.300	1'04.824 (7)	44.900	19.924		
13.	14'26.712 Pit	1'21.412 (12)	48.513	32.899		



MFJ承認競技会
FUN&RUN! 2-Wheels



2024 FUN&RUN 2-Wheels (鈴鹿サーキット東コース)

ROAD STAR I / ROAD STAR EXPERT I タイムアタック

2024 / 3 / 16 :

 SUZUKA CIRCUIT
East Course(2,243m)

個別ラップ表

Weather :Fine
Track :Dry

No	75	Best Time	55.782	144.756 km/h
Name	津村 一博	Total Time	15'59.184	13 Laps
Team	MotoSeekRacing with アイ・ピー・ファイン	Average Lap Time	1'14.687	
Type	SUZUKI/GSX-R1000R	Today's Rank	2 / 9	
		Today's Top Time	55.723	144.910 km/h

Lap	Passing Time	Lap Time	Sec1	Sec2	Sec3	km/h
				17.590		
1.	1'02.932					
		55.848 (2)	38.951	16.897		
2.	1'58.780					
		B 55.782 (1)	38.866	16.916		
3.	2'54.562					
		58.180 (7)	39.417	18.763		
4.	3'52.742					
		1'20.237 (9)	41.962	38.275		
5.	5'12.979 Pit					
		2'46.901 (12)	2'29.398	17.503		
6.	7'59.880					
		58.028 (5)	39.831	18.197		
7.	8'57.908					
		58.023 (4)	39.905	18.118		
8.	9'55.931					
		57.062 (3)	39.081	17.981		
9.	10'52.993					
		1'08.864 (8)	40.463	28.401		
10.	12'01.857 Pit					
		1'33.998 (11)	1'16.092	17.906		
11.	13'35.855					
		58.081 (6)	40.431	17.650		
12.	14'33.936					
		1'25.248 (10)	46.166	39.082		
13.	15'59.184 Pit					




MFJ承認競技会
FUN&RUN! 2-Wheels



2024 FUN&RUN 2-Wheels (鈴鹿サーキット東コース)

ROAD STAR I /ROAD STAR EXPERT I タイムアタック 2024 / 3 / 16 :

 SUZUKA CIRCUIT
East Course(2,243m)

個別ラップ表

Weather :Fine
Track :Dry

No	61	Best Time	1'00.169	134.202 km/h
Name	飯田 幸紀	Total Time	15'33.361	14 Laps
Team	Team de"LIGHT	Average Lap Time	1'04.979	
Type	DUCATI/959 Panigale	Today's Rank	1 / 1	
		Today's Top Time	1'00.169	134.202 km/h

Lap	Passing Time	Lap Time	Sec1	Sec2	Sec3	km/h
				19.164		
1.	1'28.632					
2.	2'30.544	1'01.912 (6)	43.185	18.727		
3.	3'32.883	1'02.339 (8)	43.809	18.530		
4.	4'35.419	1'02.536 (9)	43.692	18.844		
5.	5'40.081	1'04.662 (11)	45.328	19.334		
6.	6'56.464	1'16.383 (12)	48.014	28.369		
		Pit				
7.	8'23.819	1'27.355 (13)	1'08.413	18.942		
8.	9'23.988	B 1'00.169 (1)	42.320	17.849		
9.	10'25.635	1'01.647 (5)	42.872	18.775		
10.	11'26.684	1'01.049 (4)	42.776	18.273		
11.	12'27.049	1'00.365 (2)	42.319	18.046		
12.	13'29.240	1'02.191 (7)	42.755	19.436		
13.	14'29.819	1'00.579 (3)	42.646	17.933		
14.	15'33.361	1'03.542 (10)	44.181	19.361		



MFJ承認競技会
FUN&RUN! 2-Wheels



2024 FUN&RUN 2-Wheels (鈴鹿サーキット東コース)

ROAD STAR I /ROAD STAR EXPERT I タイムアタック 2024 / 3 / 16 :

 SUZUKA CIRCUIT
East Course(2,243m)

個別ラップ表

Weather :Fine
Track :Dry

No	9	Best Time	59.297	136.176 km/h
Name	岡村 一秀	Total Time	16'01.634	15 Laps
Team	CASUNO MOTORCYCLES	Average Lap Time	1'04.074	
Type	DUCATI/Panigale V2	Today's Rank	2 / 2	
		Today's Top Time	57.036	141.574 km/h

Lap	Passing Time	Lap Time	Sec1	Sec2	Sec3	km/h
					18.071	
1.	1'04.587					
2.	2'04.832	1'00.245 (9)	42.384	17.861		
3.	3'04.266	59.434 (2)	41.440	17.994		
4.	4'03.712	59.446 (3)	41.298	18.148		
5.	5'03.438	59.726 (5)	41.684	18.042		
6.	6'02.984	59.546 (4)	41.478	18.068		
7.	7'02.713	59.729 (6)	41.468	18.261		
8.	8'21.780	1'19.067 (13)	43.830	35.237		
		Pit				
9.	9'55.951	1'34.171 (14)	1'15.405	18.766		
10.	10'55.799	59.848 (8)	41.779	18.069		
11.	11'55.589	59.790 (7)	41.873	17.917		
12.	12'54.886	B 59.297 (1)	41.414	17.883		
13.	13'56.838	1'01.952 (10)	43.114	18.838		
14.	14'59.076	1'02.238 (11)	43.860	18.378		
15.	16'01.634	1'02.558 (12)	43.451	19.107		



MFJ承認競技会
FUN&RUN! 2-Wheels



2024 FUN&RUN 2-Wheels (鈴鹿サーキット東コース)

ROAD STAR I /ROAD STAR EXPERT I タイムアタック

2024 / 3 / 16 :

 **SUZUKA CIRCUIT**
East Course(2,243m)

個別ラップ表

Weather :Fine
Track :Dry

No	78	Best Time	57.036	141.574 km/h
Name	橋本 尚樹	Total Time	15'33.672	16 Laps
Team	MR7 Factory RT	Average Lap Time	57.991	
Type	Honda/VFR750R	Today's Rank	1 / 2	
		Today's Top Time	57.036	141.574 km/h

Lap	Passing Time	Lap Time	Sec1	Sec2	Sec3	km/h
				18.074		
1.	1'03.806					
2.	2'01.637	57.831 (9)	40.568	17.263		
3.	2'59.017	57.380 (5)	40.161	17.219		
4.	3'56.053	B 57.036 (1)	39.837	17.199		
5.	4'53.552	57.499 (6)	39.892	17.607		
6.	5'50.690	57.138 (2)	39.985	17.153		
7.	6'48.891	58.201 (10)	40.432	17.769		
8.	7'48.701	59.810 (15)	42.240	17.570		
9.	8'47.141	58.440 (12)	40.228	18.212		
10.	9'44.764	57.623 (7)	40.442	17.181		
11.	10'43.386	58.622 (13)	40.863	17.759		
12.	11'40.613	57.227 (3)	40.100	17.127		
13.	12'37.984	57.371 (4)	40.151	17.220		
14.	13'36.308	58.324 (11)	40.270	18.054		
15.	14'35.848	59.540 (14)	40.583	18.957		
16.	15'33.672	57.824 (8)	40.401	17.423		




MFJ承認競技会
FUN&RUN! 2-Wheels



2024 FUN&RUN 2-Wheels (鈴鹿サーキット東コース)

ROAD STAR I / ROAD STAR EXPERT I タイムアタック

2024 / 3 / 16 :

 SUZUKA CIRCUIT
East Course(2,243m)

個別ラップ表

Weather :Fine
Track :Dry

No	7	Best Time	1'02.904	128.367 km/h
Name	松原 耕司	Total Time	15'16.784	14 Laps
Team	RT ENTRANCE	Average Lap Time	1'04.610	
Type	YAMAHA/YZF-R6	Today's Rank	1 / 1	
		Today's Top Time	1'02.904	128.367 km/h

Lap	Passing Time	Lap Time	Sec1	Sec2	Sec3	km/h
				20.253		
1.	1'16.845					
2.	2'23.706	1'06.861 (13)	46.824	20.037		
3.	3'29.398	1'05.692 (10)	46.105	19.587		
4.	4'33.885	1'04.487 (8)	45.117	19.370		
5.	5'39.556	1'05.671 (9)	46.322	19.349		
6.	6'45.574	1'06.018 (11)	46.222	19.796		
7.	7'51.600	1'06.026 (12)	46.459	19.567		
8.	8'55.472	1'03.872 (6)	44.696	19.176		
9.	9'59.209	1'03.737 (4)	44.736	19.001		
10.	11'03.089	1'03.880 (7)	44.471	19.409		
11.	12'06.520	1'03.431 (2)	44.395	19.036		
12.	13'09.424	B 1'02.904 (1)	44.101	18.803		
13.	14'13.164	1'03.740 (5)	44.557	19.183		
14.	15'16.784	1'03.620 (3)	44.395	19.225		