




# ALL JAPAN EV-GP SERIES ROUND.1

## 「全日本 もてぎ EV 55Kmレース大会」 予選個別ラップ表



2024 / 3 / 10 :



Weather :Fine

Road Course(4,801m)

Track :Dry



No	0	Best Time	2'19.031	124.315 km/h
Name	荒川 美恵子	Total Time	15'07.579	6 Laps
Team	TAISAN BIR MIE 3	Average Lap Time	2'22.735	
Type		Today's Rank	5 / 5	
		Today's Top Time	2'01.433	142.330 km/h



Lap	Passing Time	Lap Time	Sec1	Sec2	Sec3	Sec4	km/h
1.	09:53'13.904			40.433	36.760	31.050	189.807
2.	09:55'33.658	2'19.754 (2)	36.227	37.848	35.805	29.874	195.652
3.	09:57'52.689	<b>B 2'19.031</b> (1)	35.159	37.885	35.409	30.578	193.896
4.	10:00'13.028	2'20.339 (3)	35.175	37.506	35.989	31.669	184.615
5.	10:02'39.434	2'26.406 (4)	36.985	39.347	38.210	31.864	173.077
6.	10:05'07.579	2'28.145 (5)	37.069	39.815	38.500	32.761	170.347






# ALL JAPAN EV-GP SERIES ROUND.1

## 「全日本 もてぎ EV 55Kmレース大会」

### 予選個別ラップ表



Road Course(4,801m)

2024 / 3 / 10 :

Weather :Fine

Track :Dry




No	1	Best Time	2'11.419	131.515 km/h
Name	久保 凛太郎	Total Time	11'14.750	3 Laps
Team	TAISAN BIR TESLA 3	Average Lap Time	2'31.517	
Type		Today's Rank	3 / 5	
		Today's Top Time	2'01.433	142.330 km/h

Lap	Passing Time	Lap Time	Sec1	Sec2	Sec3	Sec4	km/h
1.	09:56'11.715			50.820	45.647	30.735	144.578
2.	09:58'23.134	<b>B 2'11.419</b> (1)	33.662	35.456	33.781	28.520	193.896
3.	10:01'14.750	2'51.616 (2)	44.821	42.624	50.950	33.221	124.138



# ALL JAPAN EV-GP SERIES ROUND.1

## 「全日本 もてぎ EV 55Kmレース大会」 予選個別ラップ表



2024 / 3 / 10 :



Weather :Fine

Road Course(4,801m)

Track :Dry



No	2	Best Time	2'13.745	129.228 km/h
Name	余郷 敦	Total Time	13'32.981	4 Laps
Team	タイサン BOSCH TESLA3	Average Lap Time	2'41.964	
Type		Today's Rank	4 / 5	
		Today's Top Time	2'01.433	142.330 km/h



Lap	Passing Time	Lap Time	Sec1	Sec2	Sec3	Sec4	km/h
-----	--------------	----------	------	------	------	------	------



1.	09:55'27.087			59.192	49.410	31.166	144.000
2.	09:57'40.832	<b>B 2'13.745</b> (1)	33.920	35.747	34.640	29.438	184.300
3.	10:01'17.329	3'36.497 (3)	1'00.119	1'08.905	54.060	33.413	117.137
4.	10:03'32.981	2'15.652 (2)	33.920	36.327	35.375	30.030	180.000






# ALL JAPAN EV-GP SERIES ROUND.1

## 「全日本 もてぎ EV 55Kmレース大会」

### 予選個別ラップ表



2024 / 3 / 10 :



Weather :Fine

Road Course(4,801m)

Track :Dry



No	23	Best Time	2'01.433	142.330 km/h
Name	KIMI	Total Time	7'09.285	2 Laps
Team	GULF RACING Plaid	Average Lap Time	2'01.433	
Type		Today's Rank	1 / 5	
		Today's Top Time	2'01.433	142.330 km/h



Lap	Passing Time	Lap Time	Sec1	Sec2	Sec3	Sec4	km/h
1.	09:55'07.852			45.619	43.423	31.180	139.355
2.	09:57'09.285	B 2'01.433 (1)	31.697	33.400	29.954	26.382	233.766






# ALL JAPAN EV-GP SERIES ROUND.1

## 「全日本 もてぎ EV 55Kmレース大会」

### 予選個別ラップ表



Road Course(4,801m)

2024 / 3 / 10 :

Weather :Fine

Track :Dry



No	100	Best Time	2'07.145	135.936 km/h
Name	密山 祥吾	Total Time	9'12.571	3 Laps
Team	TAISAN BIR TESLA S	Average Lap Time	2'27.026	
Type		Today's Rank	2 / 5	
		Today's Top Time	2'01.433	142.330 km/h


Lap	Passing Time	Lap Time	Sec1	Sec2	Sec3	Sec4	km/h
1.	09:54'18.519			46.125	40.062	31.007	165.391
2.	09:56'25.664	B 2'07.145 (1)	32.875	34.712	31.463	28.095	192.513
3.	09:59'12.571	2'46.907 (2)	32.823	37.250	55.710	41.124	87.097



# ALL JAPAN EV-GP SERIES ROUND.1

## 「全日本 もてぎ EV 55Kmレース大会」

### 予選個別ラップ表



2024 / 3 / 10 :



Weather :Fine

Road Course(4,801m)

Track :Dry



No	55	Best Time	2'25.687	118.635 km/h
Name	モト' スミオ	Total Time	13'59.411	5 Laps
Team	モト'カー モデル3 SR+	Average Lap Time	2'29.586	
Type		Today's Rank	1 / 2	
		Today's Top Time	2'25.687	118.635 km/h



Lap	Passing Time	Lap Time	Sec1	Sec2	Sec3	Sec4	km/h
1.	09:54'01.066			43.361	38.131	37.522	152.327
2.	09:56'27.097	2'26.031 (2)	37.459	39.149	37.193	32.230	178.218
3.	09:58'52.784	<b>B 2'25.687</b> (1)	36.912	39.054	37.578	32.143	172.524
4.	10:01'26.078	2'33.294 (3)	38.018	41.154	39.479	34.643	142.857
5.	10:03'59.411	2'33.333 (4)	38.772	41.686	38.936	33.939	144.192






# ALL JAPAN EV-GP SERIES ROUND.1

## 「全日本 もてぎ EV 55Kmレース大会」

### 予選個別ラップ表



2024 / 3 / 10 :



Weather :Fine

Road Course(4,801m)

Track :Dry



No	88	Best Time	3'38.158	79.225 km/h
Name	レーサー-鹿島	Total Time	16'06.819	2 Laps
Team	東洋電産・リー7e+	Average Lap Time	3'38.158	
Type		Today's Rank	2 / 2	
		Today's Top Time	2'25.687	118.635 km/h



Lap	Passing Time	Lap Time	Sec1	Sec2	Sec3	Sec4	km/h
1.	10:02'28.661			58.452	50.698	49.690	86.538
2.	10:06'06.819	B 3'38.158 (1)	58.116	57.917	48.167	53.958	99.631

# 東洋電産








# ALL JAPAN EV-GP SERIES ROUND.1

## 「全日本 もてぎ EV 55Kmレース大会」 予選個別ラップ表



2024 / 3 / 10 :



Weather :Fine

Road Course(4,801m)

Track :Dry



No	6	Best Time	2'49.484	101.978 km/h
Name	大野 博美	Total Time	10'54.080	3 Laps
Team	千葉県自動車大学校AURAE-POWER	Average Lap Time	2'49.600	
Type		Today's Rank	3 / 3	
		Today's Top Time	2'47.188	103.378 km/h



Lap	Passing Time	Lap Time	Sec1	Sec2	Sec3	Sec4	km/h
1.	09:55'14.879			52.293	57.485	48.008	81.880
2.	09:58'04.363	B 2'49.484 (1)	40.345	46.386	45.763	36.990	139.175
3.	10:00'54.080	2'49.717 (2)	43.048	45.789	44.454	36.426	137.405








# ALL JAPAN EV-GP SERIES ROUND.1

## 「全日本 もてぎ EV 55Kmレース大会」

### 予選個別ラップ表



2024 / 3 / 10 :



Weather :Fine

Road Course(4,801m)

Track :Dry



No	26	Best Time	2'47.521	103.173 km/h
Name	市川 雅之	Total Time	16'01.999	5 Laps
Team	MKproject NOTE-R	Average Lap Time	2'48.443	
Type		Today's Rank	2 / 3	
		Today's Top Time	2'47.188	103.378 km/h




Lap	Passing Time	Lap Time	Sec1	Sec2	Sec3	Sec4	km/h
1.	09:54'48.224			50.232	53.742	37.638	135.678
2.	09:57'37.173	2'48.949 (3)	42.457	45.925	44.192	36.375	135.678
3.	10:00'25.069	2'47.896 (2)	42.157	44.973	44.800	35.966	136.192
4.	10:03'12.590	<b>B 2'47.521</b> (1)	42.453	45.117	43.733	36.218	135.508
5.	10:06'01.999	2'49.409 (4)	42.447	45.017	43.948	37.997	135.508





# ALL JAPAN EV-GP SERIES ROUND.1

## 「全日本 もてぎ EV 55Kmレース大会」 予選個別ラップ表



2024 / 3 / 10 :



Weather :Fine

Road Course(4,801m)

Track :Dry



No	555	Best Time	2'47.188	103.378 km/h
Name	廣瀬 多喜雄	Total Time	16'25.301	5 Laps
Team	e-Power オーラ NISMO	Average Lap Time	2'49.062	
Type		Today's Rank	1 / 3	
		Today's Top Time	2'47.188	103.378 km/h



Lap	Passing Time	Lap Time	Sec1	Sec2	Sec3	Sec4	km/h
				1'13.676	1'08.307	46.706	73.770
1.	09:55'09.050	2'49.368 (3)	40.962	45.616	45.381	37.409	136.709
2.	09:57'58.418	2'49.056 (2)	42.228	45.752	44.122	36.954	138.639
3.	10:00'47.474	2'50.639 (4)	45.391	45.598	43.272	36.378	138.817
4.	10:03'38.113	<b>B 2'47.188</b> (1)	41.712	44.736	43.979	36.761	136.882
5.	10:06'25.301						

